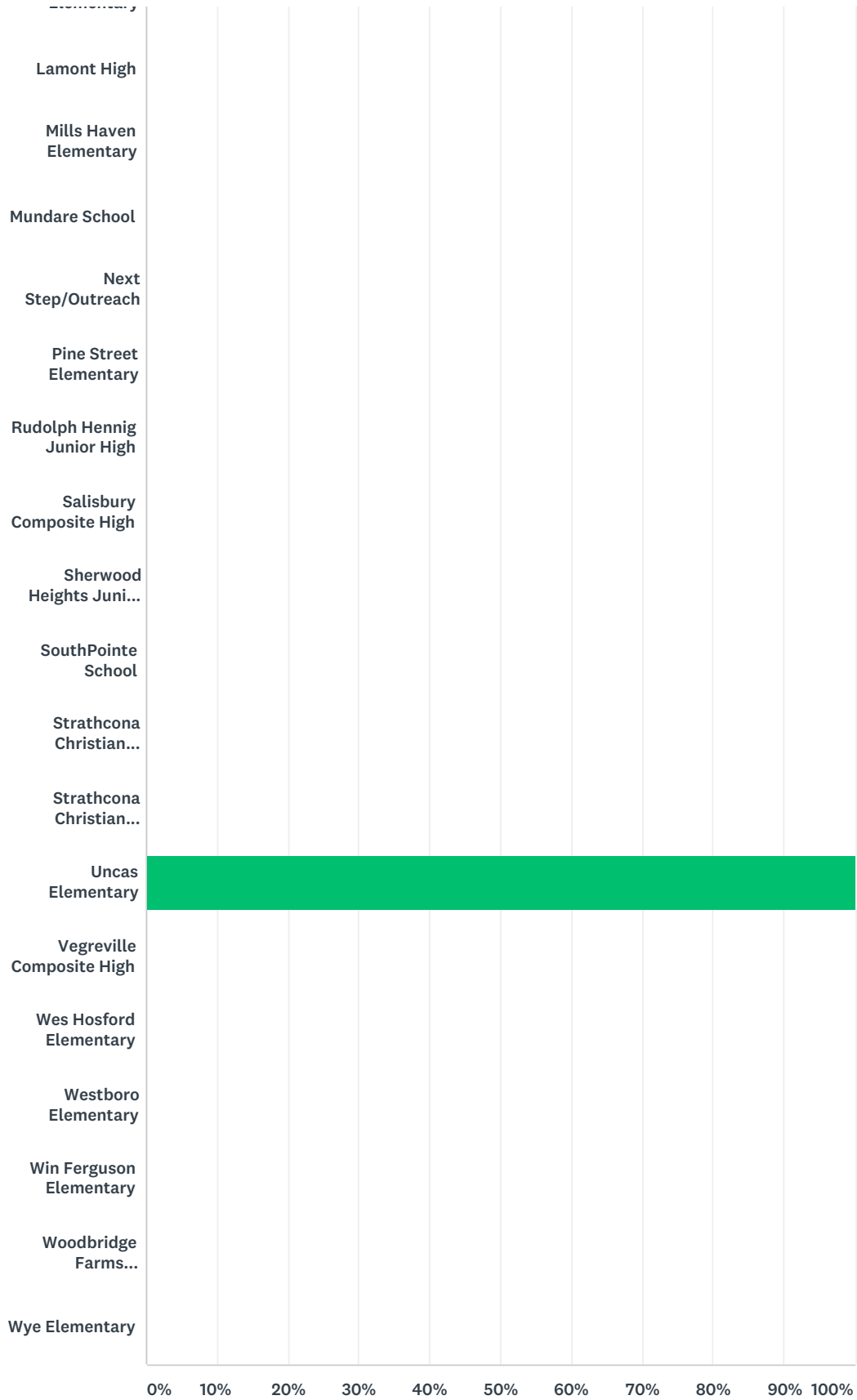


EIPS Parent Survey 2017-18



ANSWER CHOICES	RESPONSES
A.L. Horton Elementary	0.00% 0

EIPS Parent Survey 2017-18

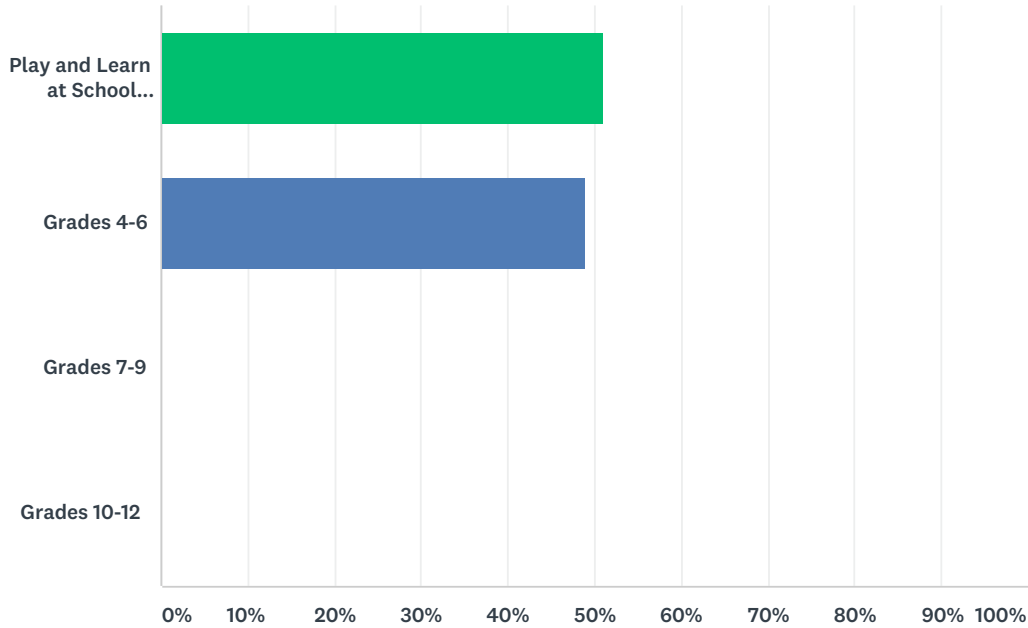
Andrew School	0.00%	0
Ardrossan Elementary	0.00%	0
Ardrossan Junior Senior High	0.00%	0
Bev Facey Community High	0.00%	0
Brentwood Elementary	0.00%	0
Bruderheim School	0.00%	0
Clover Bar Junior High	0.00%	0
École Campbelltown	0.00%	0
École Parc Élémentaire	0.00%	0
F.R. Haythorne Junior High	0.00%	0
Fort Saskatchewan Christian	0.00%	0
Fort Saskatchewan Elementary	0.00%	0
Fort Saskatchewan Senior High	0.00%	0
Fultonvale Elementary Junior High	0.00%	0
Glen Allan Elementary	0.00%	0
James Mowat Elementary	0.00%	0
Lakeland Ridge	0.00%	0
Lamont Elementary	0.00%	0
Lamont High	0.00%	0
Mills Haven Elementary	0.00%	0
Mundare School	0.00%	0
Next Step/Outreach	0.00%	0
Pine Street Elementary	0.00%	0
Rudolph Hennig Junior High	0.00%	0
Salisbury Composite High	0.00%	0
Sherwood Heights Junior High	0.00%	0
SouthPointe School	0.00%	0
Strathcona Christian Academy Elementary	0.00%	0
Strathcona Christian Academy Secondary	0.00%	0
Uncas Elementary	100.00%	45
Vegreville Composite High	0.00%	0
Wes Hosford Elementary	0.00%	0
Westboro Elementary	0.00%	0
Win Ferguson Elementary	0.00%	0

EIPS Parent Survey 2017-18

Woodbridge Farms Elementary	0.00%	0
Wye Elementary	0.00%	0
TOTAL		45

Q2 Please indicate your child's grade.

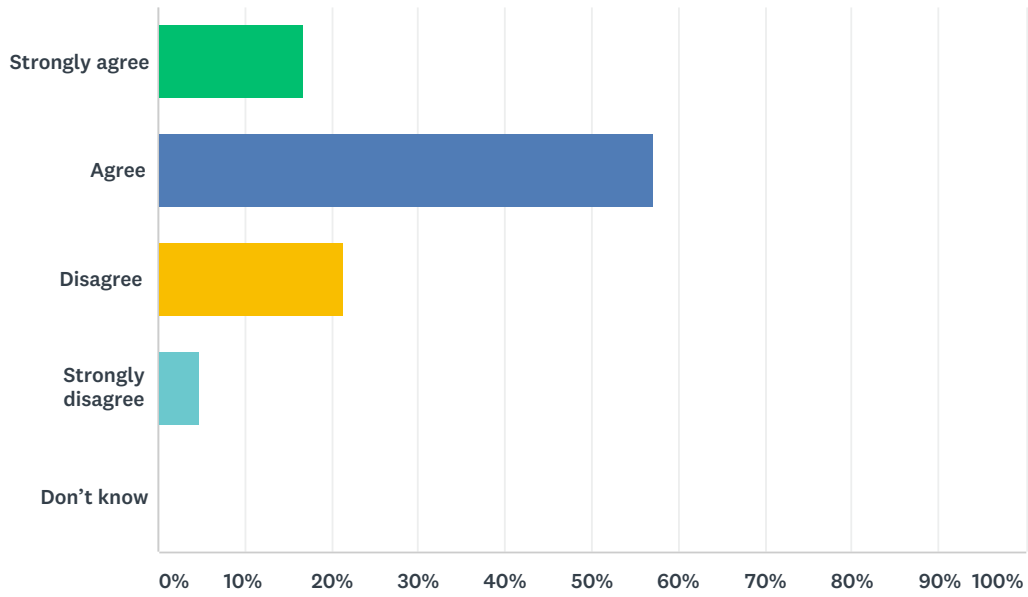
Answered: 45 Skipped: 0



ANSWER CHOICES	RESPONSES	
Play and Learn at School (PALS) Kindergarten Grades 1-3	51.11%	23
Grades 4-6	48.89%	22
Grades 7-9	0.00%	0
Grades 10-12	0.00%	0
TOTAL		45

Q3 My child's individual needs are met.

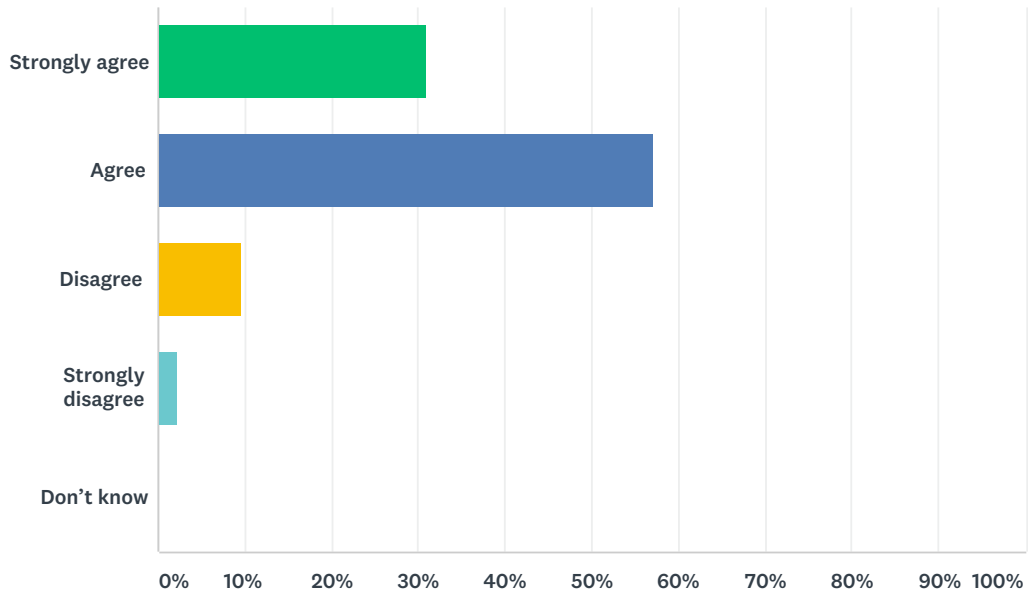
Answered: 42 Skipped: 3



ANSWER CHOICES	RESPONSES	
Strongly agree	16.67%	7
Agree	57.14%	24
Disagree	21.43%	9
Strongly disagree	4.76%	2
Don't know	0.00%	0
TOTAL		42

Q4 My child is encouraged at school to do his or her best.

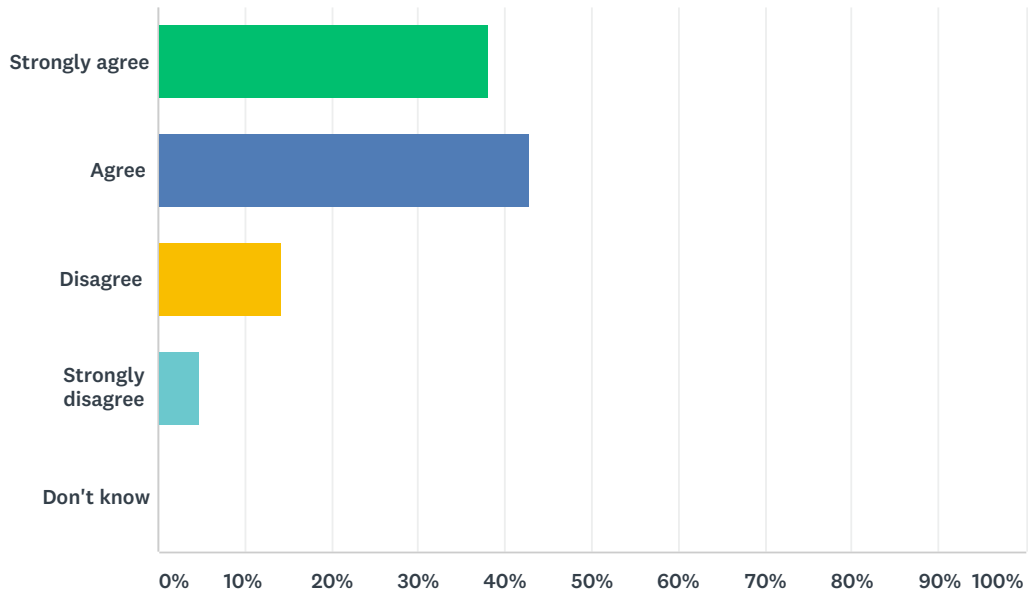
Answered: 42 Skipped: 3



ANSWER CHOICES	RESPONSES	
Strongly agree	30.95%	13
Agree	57.14%	24
Disagree	9.52%	4
Strongly disagree	2.38%	1
Don't know	0.00%	0
TOTAL		42

Q5 My child is demonstrating growth in literacy.

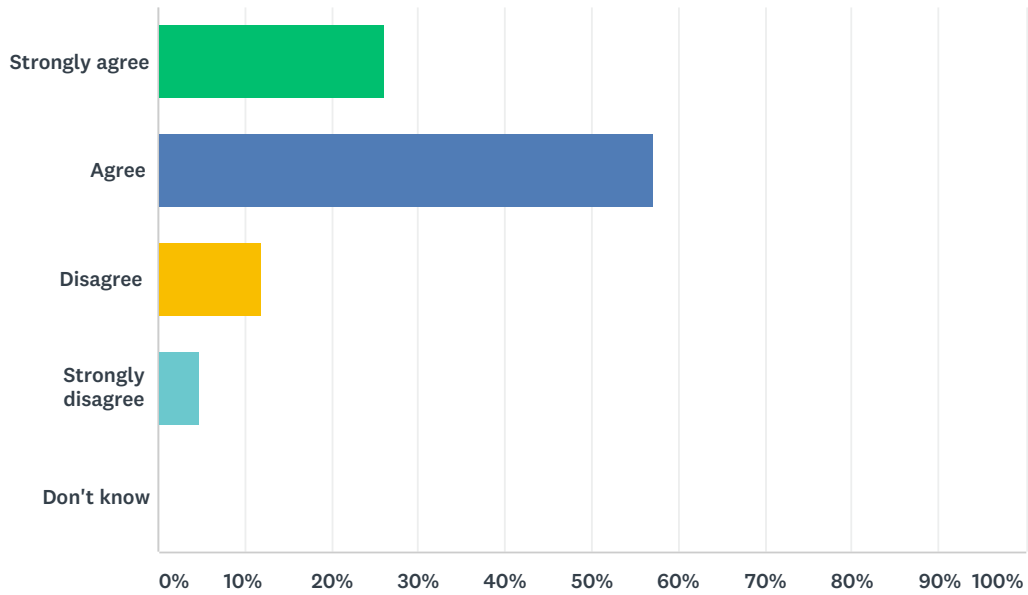
Answered: 42 Skipped: 3



ANSWER CHOICES	RESPONSES	
Strongly agree	38.10%	16
Agree	42.86%	18
Disagree	14.29%	6
Strongly disagree	4.76%	2
Don't know	0.00%	0
TOTAL		42

Q6 My child is demonstrating growth in numeracy.

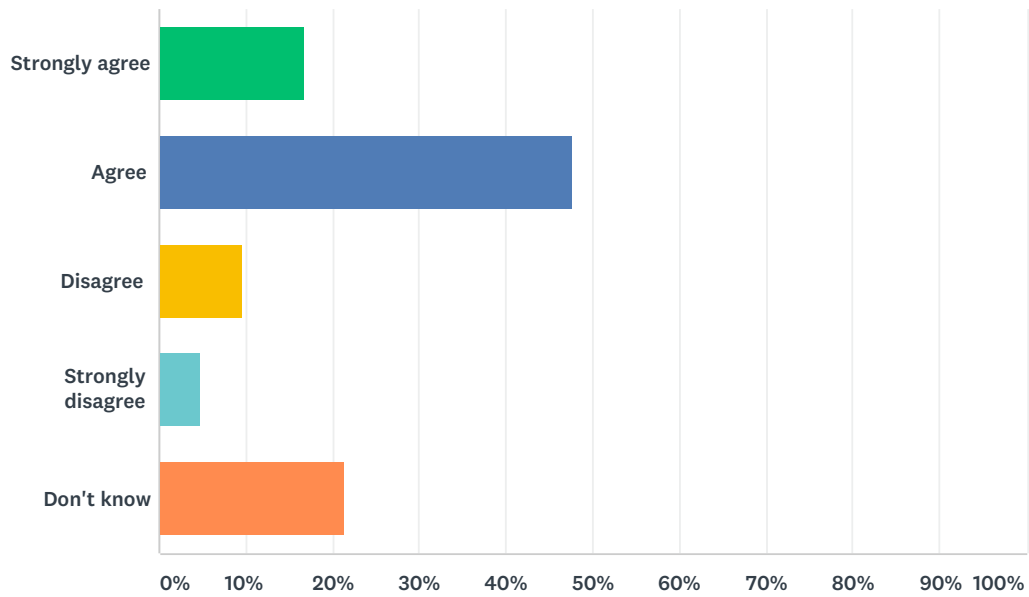
Answered: 42 Skipped: 3



ANSWER CHOICES	RESPONSES	
Strongly agree	26.19%	11
Agree	57.14%	24
Disagree	11.90%	5
Strongly disagree	4.76%	2
Don't know	0.00%	0
TOTAL		42

Q7 My child has an understanding of First Nations, Métis and Inuit culture and history.

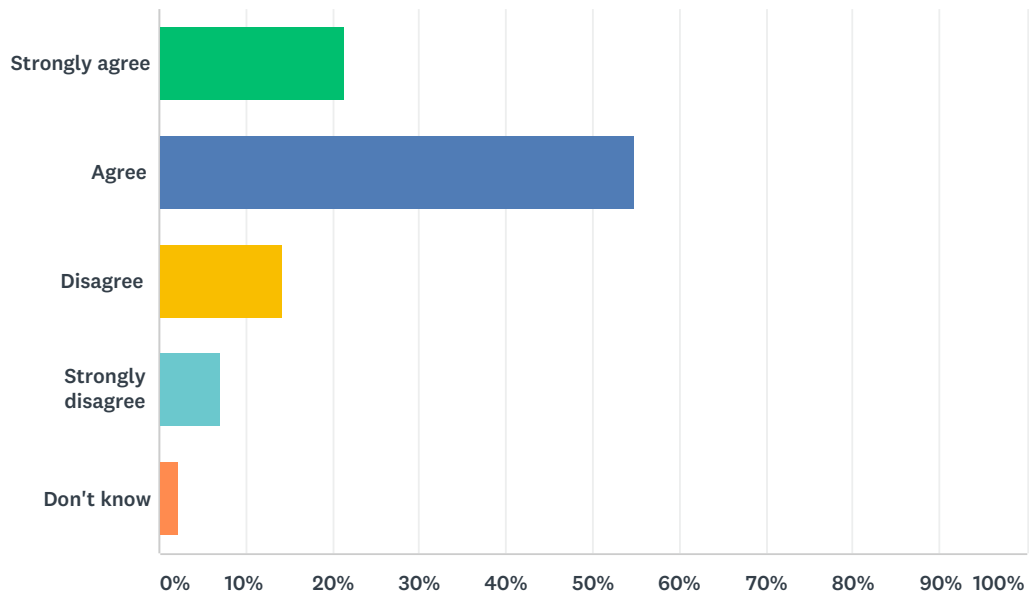
Answered: 42 Skipped: 3



ANSWER CHOICES	RESPONSES	
Strongly agree	16.67%	7
Agree	47.62%	20
Disagree	9.52%	4
Strongly disagree	4.76%	2
Don't know	21.43%	9
TOTAL		42

Q8 My child is being taught knowledge, skills and attitudes necessary to be successful in life.

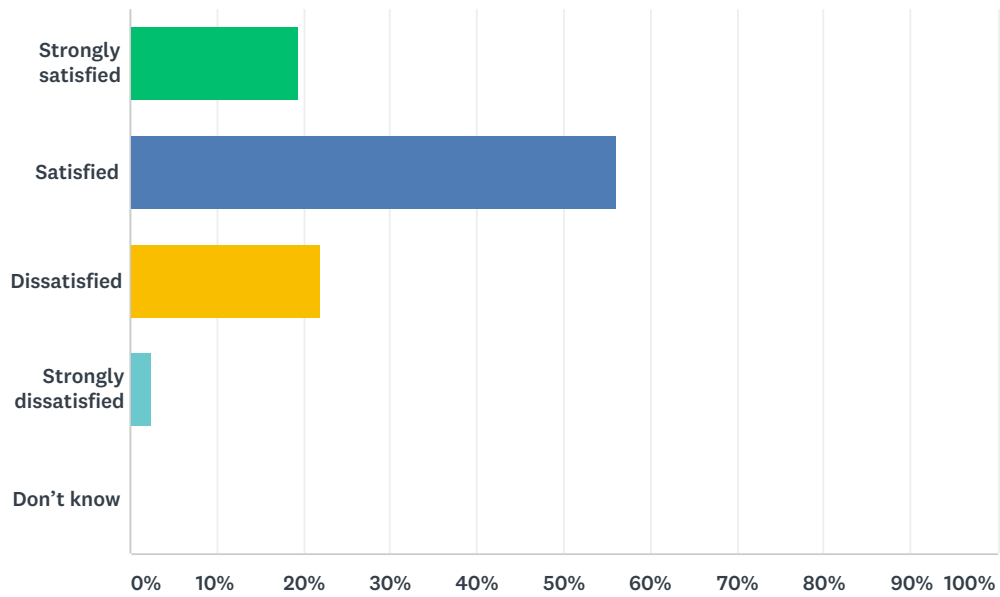
Answered: 42 Skipped: 3



ANSWER CHOICES	RESPONSES	
Strongly agree	21.43%	9
Agree	54.76%	23
Disagree	14.29%	6
Strongly disagree	7.14%	3
Don't know	2.38%	1
TOTAL		42

Q9 How satisfied are you with the quality of education your child is receiving at his or her school?

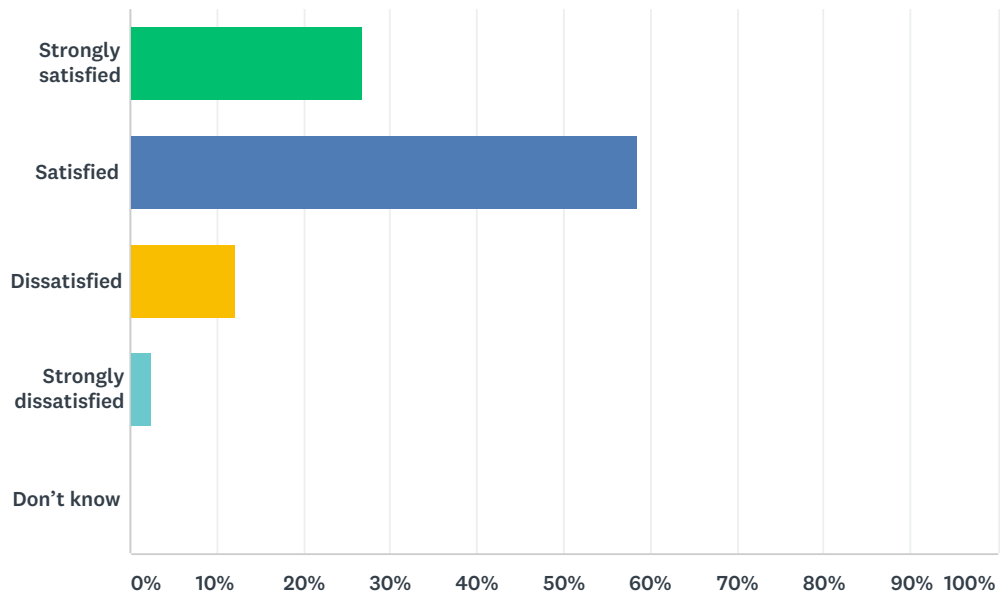
Answered: 41 Skipped: 4



ANSWER CHOICES	RESPONSES	
Strongly satisfied	19.51%	8
Satisfied	56.10%	23
Dissatisfied	21.95%	9
Strongly dissatisfied	2.44%	1
Don't know	0.00%	0
TOTAL		41

Q10 How satisfied are you with the quality of teaching at your child's school?

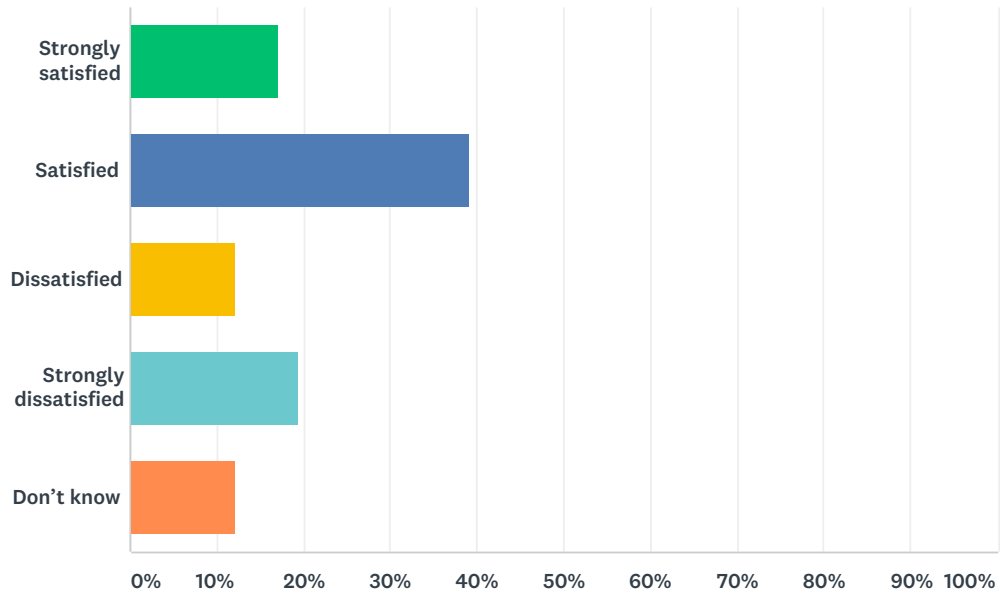
Answered: 41 Skipped: 4



ANSWER CHOICES	RESPONSES	
Strongly satisfied	26.83%	11
Satisfied	58.54%	24
Dissatisfied	12.20%	5
Strongly dissatisfied	2.44%	1
Don't know	0.00%	0
TOTAL		41

Q11 How satisfied are you with the leadership in your child's school?

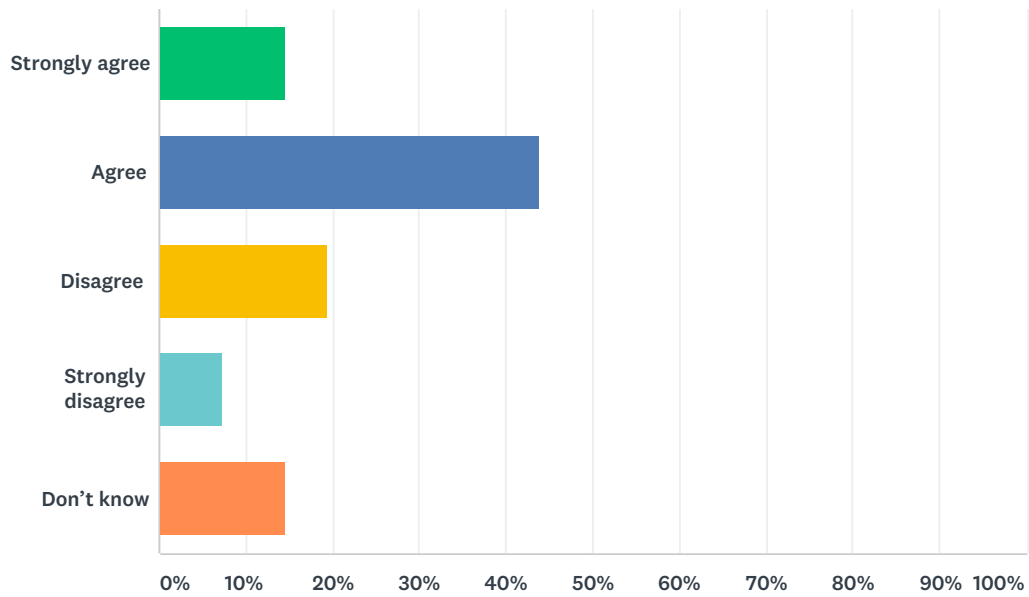
Answered: 41 Skipped: 4



ANSWER CHOICES	RESPONSES	
Strongly satisfied	17.07%	7
Satisfied	39.02%	16
Dissatisfied	12.20%	5
Strongly dissatisfied	19.51%	8
Don't know	12.20%	5
TOTAL		41

Q12 The rights and responsibilities of citizenship are reinforced in my child's school.

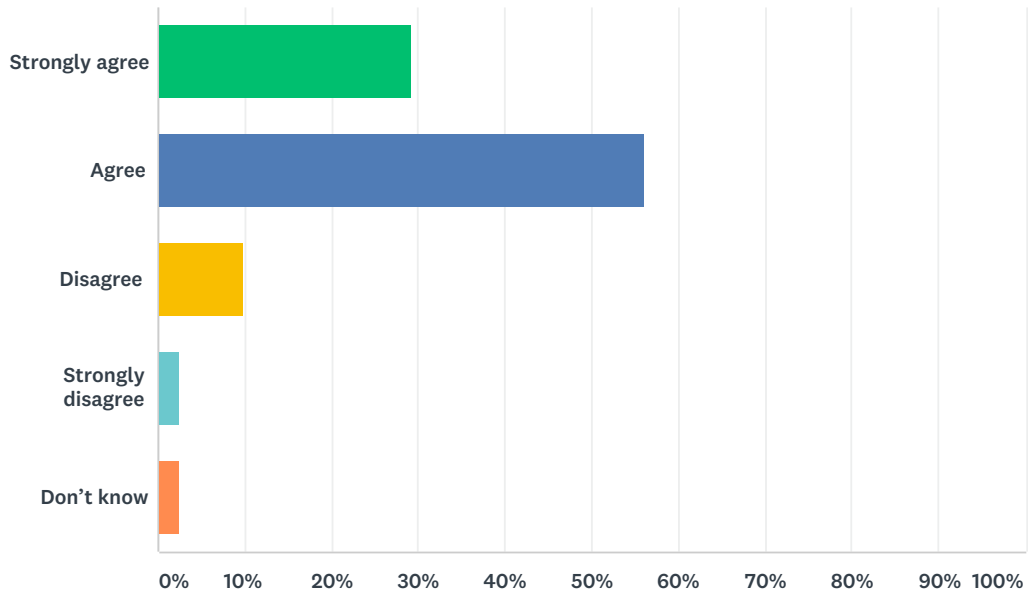
Answered: 41 Skipped: 4



ANSWER CHOICES	RESPONSES	
Strongly agree	14.63%	6
Agree	43.90%	18
Disagree	19.51%	8
Strongly disagree	7.32%	3
Don't know	14.63%	6
TOTAL		41

Q13 The school staff care about my child.

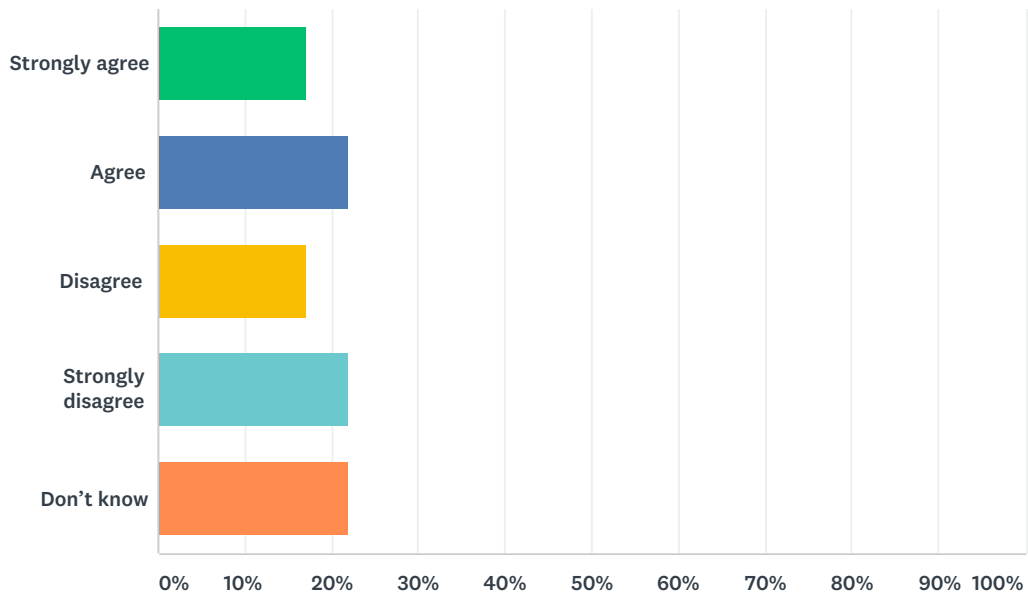
Answered: 41 Skipped: 4



ANSWER CHOICES	RESPONSES	
Strongly agree	29.27%	12
Agree	56.10%	23
Disagree	9.76%	4
Strongly disagree	2.44%	1
Don't know	2.44%	1
TOTAL		41

Q14 Discipline is handled in a fair and reasonable manner in my child's school.

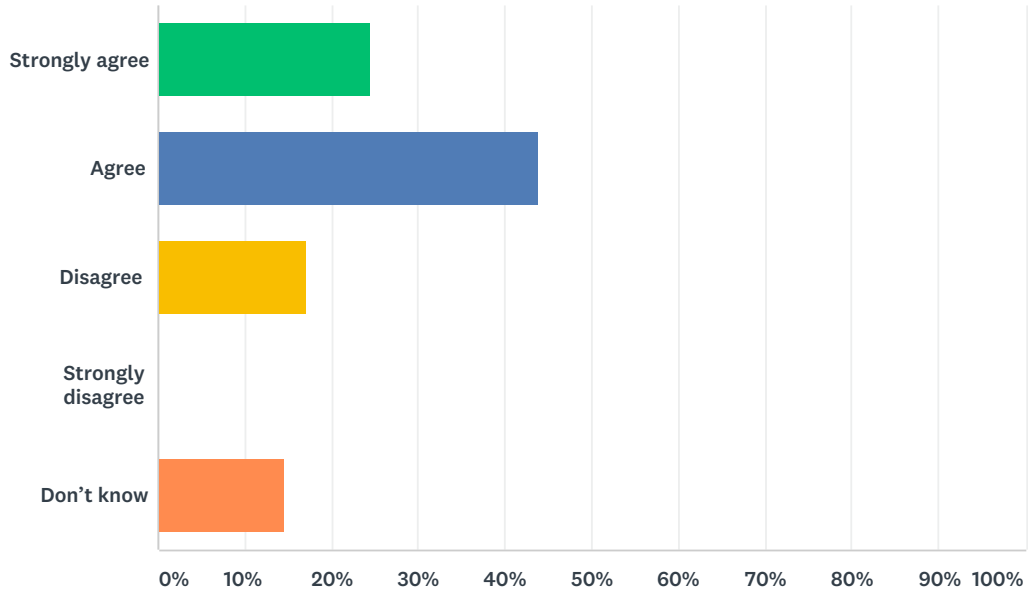
Answered: 41 Skipped: 4



ANSWER CHOICES	RESPONSES	
Strongly agree	17.07%	7
Agree	21.95%	9
Disagree	17.07%	7
Strongly disagree	21.95%	9
Don't know	21.95%	9
TOTAL		41

Q15 My child's school is safe.

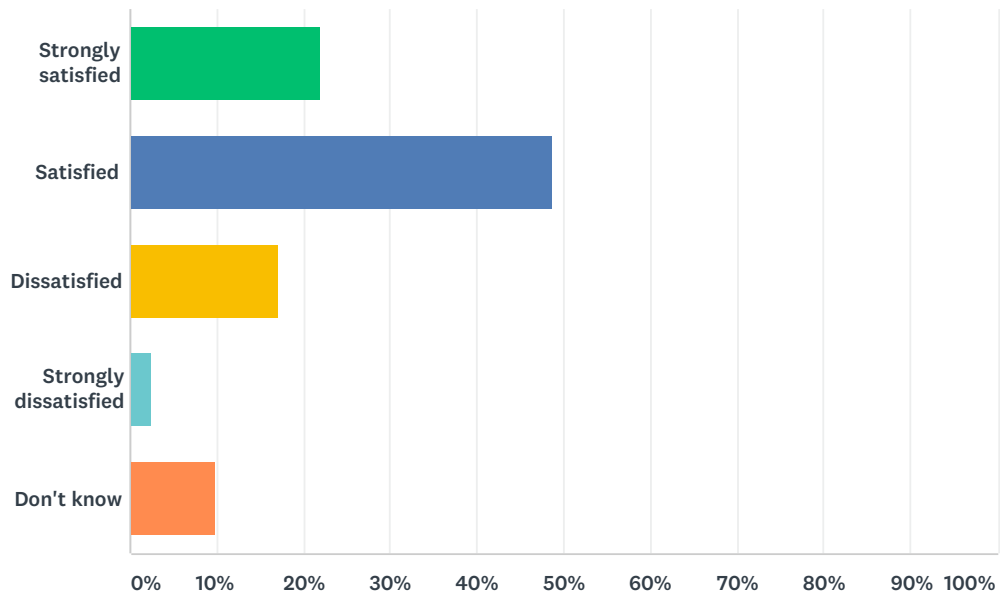
Answered: 41 Skipped: 4



ANSWER CHOICES	RESPONSES	
Strongly agree	24.39%	10
Agree	43.90%	18
Disagree	17.07%	7
Strongly disagree	0.00%	0
Don't know	14.63%	6
TOTAL		41

Q16 How satisfied are you with the resources available to support your child's learning?

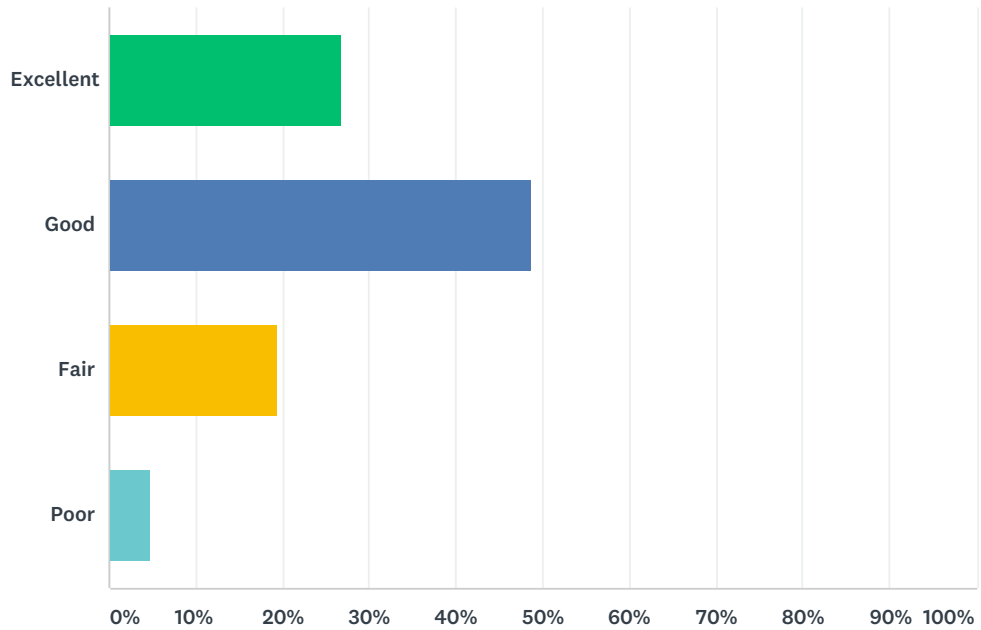
Answered: 41 Skipped: 4



ANSWER CHOICES	RESPONSES	
Strongly satisfied	21.95%	9
Satisfied	48.78%	20
Dissatisfied	17.07%	7
Strongly dissatisfied	2.44%	1
Don't know	9.76%	4
TOTAL		41

Q17 How would you rate the physical condition of your child's school?

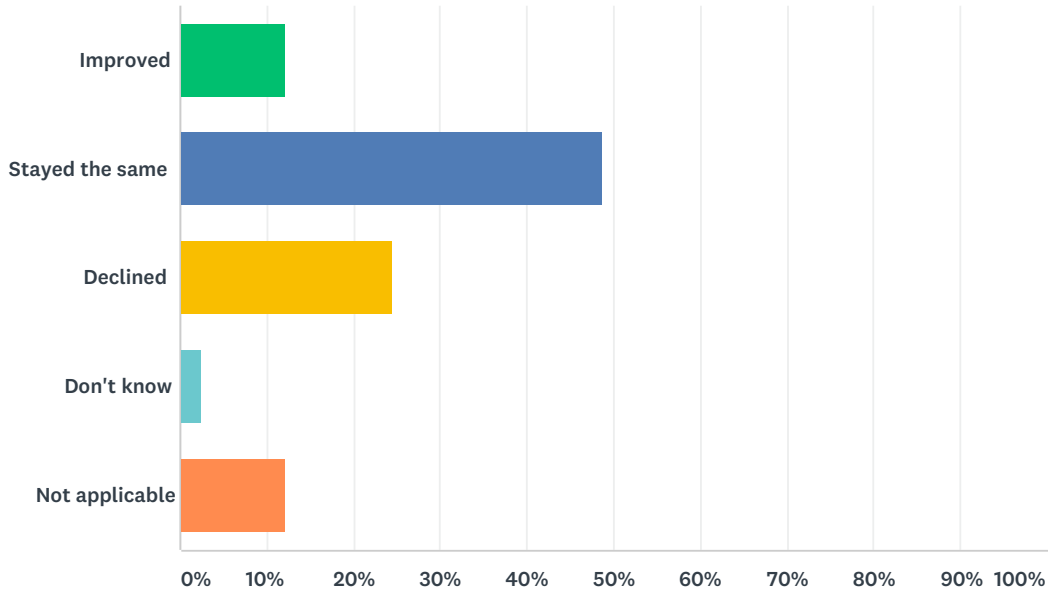
Answered: 41 Skipped: 4



ANSWER CHOICES	RESPONSES
Excellent	26.83% 11
Good	48.78% 20
Fair	19.51% 8
Poor	4.88% 2
TOTAL	41

Q18 In your opinion, has the quality of education your child has experienced at school improved, stayed the same or declined in the past three years?

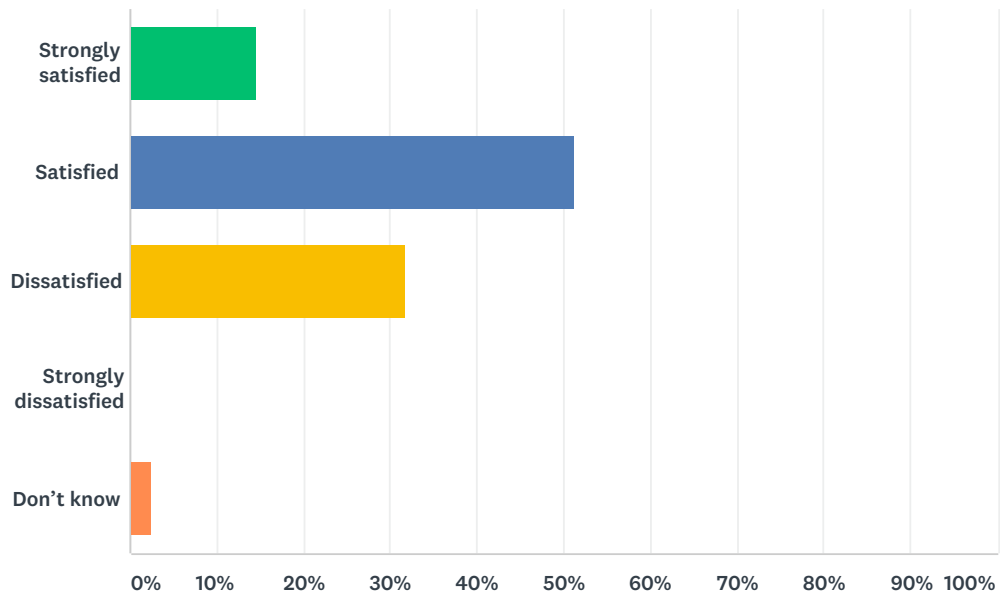
Answered: 41 Skipped: 4



ANSWER CHOICES	RESPONSES	
Improved	12.20%	5
Stayed the same	48.78%	20
Declined	24.39%	10
Don't know	2.44%	1
Not applicable	12.20%	5
TOTAL		41

Q19 How satisfied are you with the opportunity to be involved in decisions at your child's school?

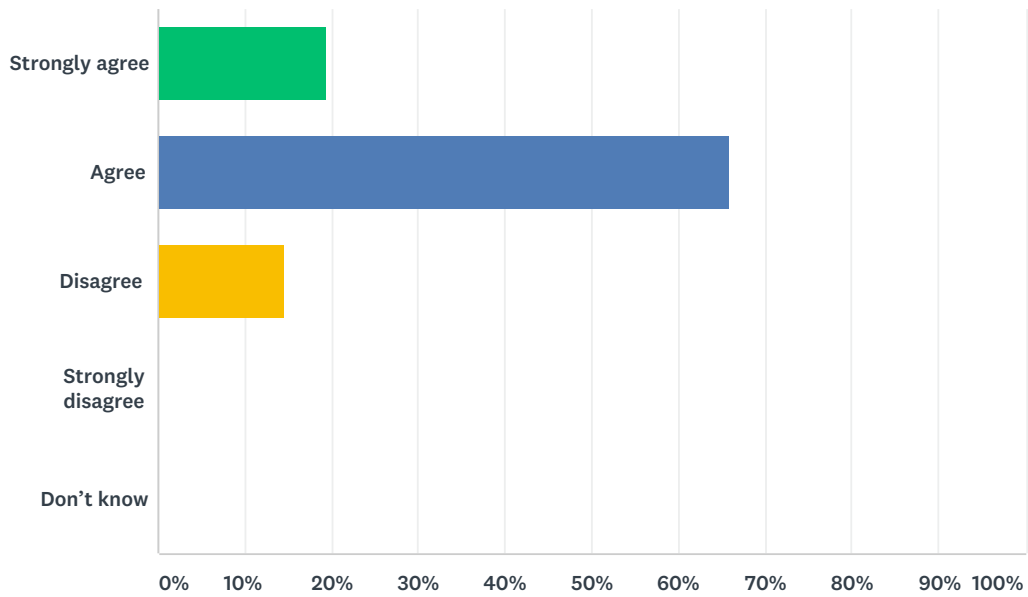
Answered: 41 Skipped: 4



ANSWER CHOICES	RESPONSES	
Strongly satisfied	14.63%	6
Satisfied	51.22%	21
Dissatisfied	31.71%	13
Strongly dissatisfied	0.00%	0
Don't know	2.44%	1
TOTAL		41

Q20 The school keeps me informed about my child's progress and achievement.

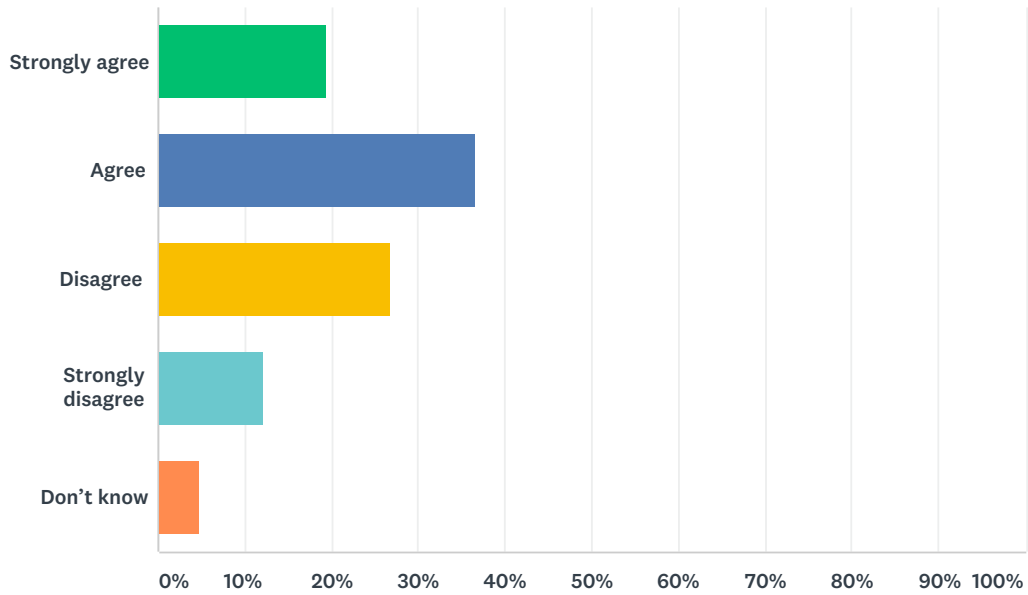
Answered: 41 Skipped: 4



ANSWER CHOICES	RESPONSES	
Strongly agree	19.51%	8
Agree	65.85%	27
Disagree	14.63%	6
Strongly disagree	0.00%	0
Don't know	0.00%	0
TOTAL		41

Q21 There is open and honest communication within my child's school.

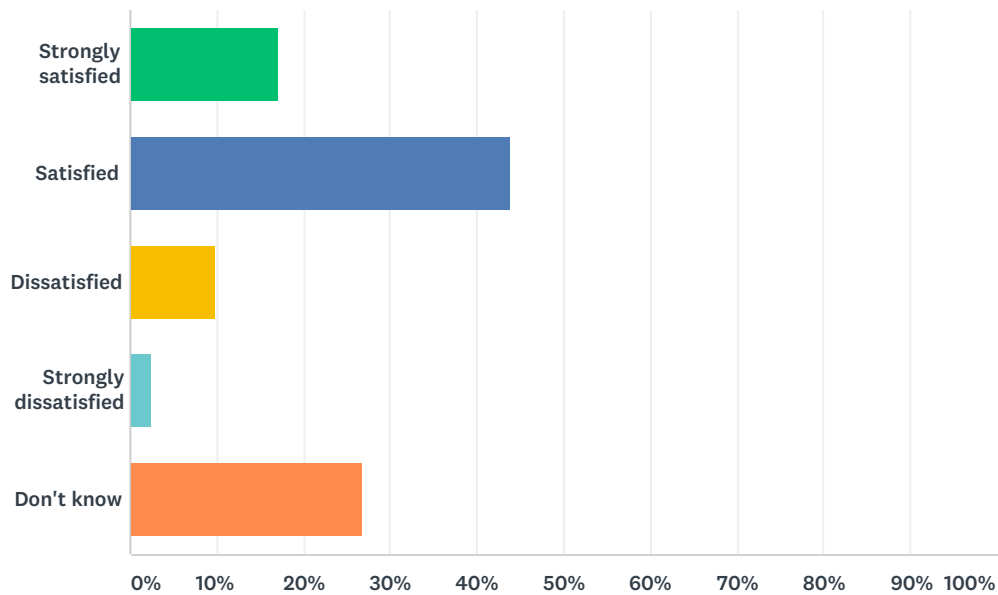
Answered: 41 Skipped: 4



ANSWER CHOICES	RESPONSES	
Strongly agree	19.51%	8
Agree	36.59%	15
Disagree	26.83%	11
Strongly disagree	12.20%	5
Don't know	4.88%	2
TOTAL		41

Q22 How satisfied are you with the community partnerships that may be established at your school? For example: Saffron, KEYS program, Green Certificate, lunch programs, after-school programs, RAP, Tools for School, Scratch Day, Entrepreneurial Adventure, scholarships/grants, etc.

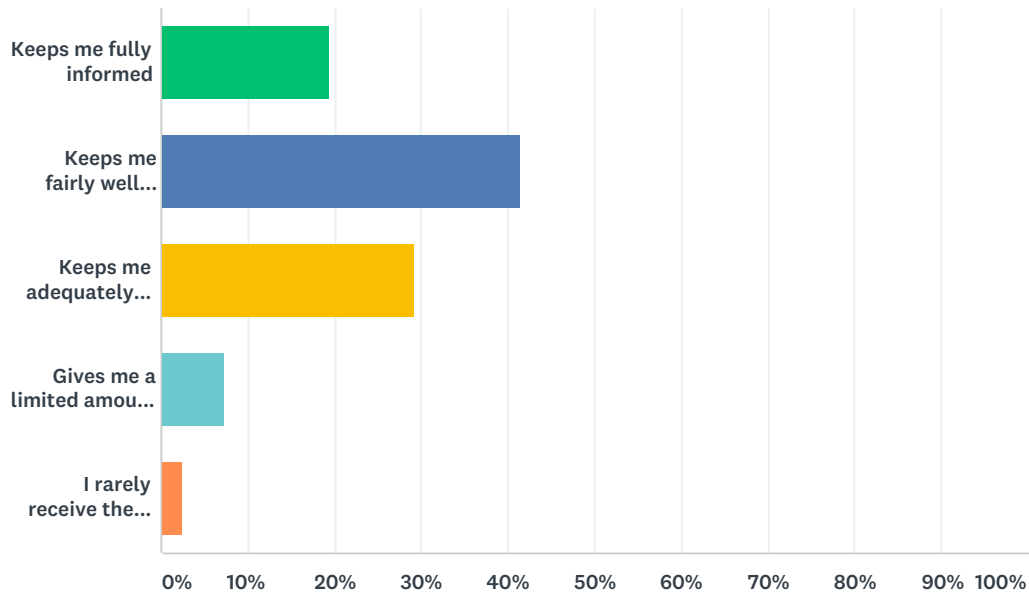
Answered: 41 Skipped: 4



ANSWER CHOICES	RESPONSES	
Strongly satisfied	17.07%	7
Satisfied	43.90%	18
Dissatisfied	9.76%	4
Strongly dissatisfied	2.44%	1
Don't know	26.83%	11
TOTAL		41

Q23 Elk Island Public Schools appreciates the opportunity to stay connected with parents about news, activities, programs and other matters of importance. What is your impression of the communication you receive from your child's school?

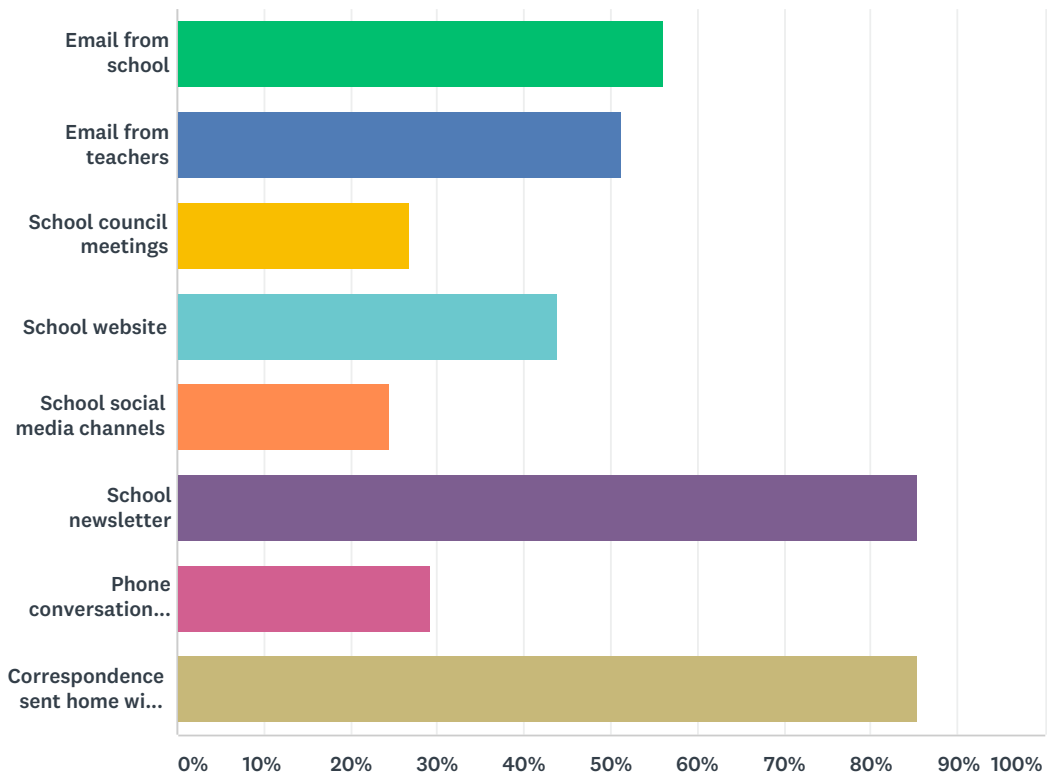
Answered: 41 Skipped: 4



ANSWER CHOICES	RESPONSES	
Keeps me fully informed	19.51%	8
Keeps me fairly well informed	41.46%	17
Keeps me adequately informed	29.27%	12
Gives me a limited amount of information	7.32%	3
I rarely receive the information I need	2.44%	1
TOTAL		41

Q24 Do you regularly make use of the following to keep up to date on school activities, programs, etc.? Check all that apply.

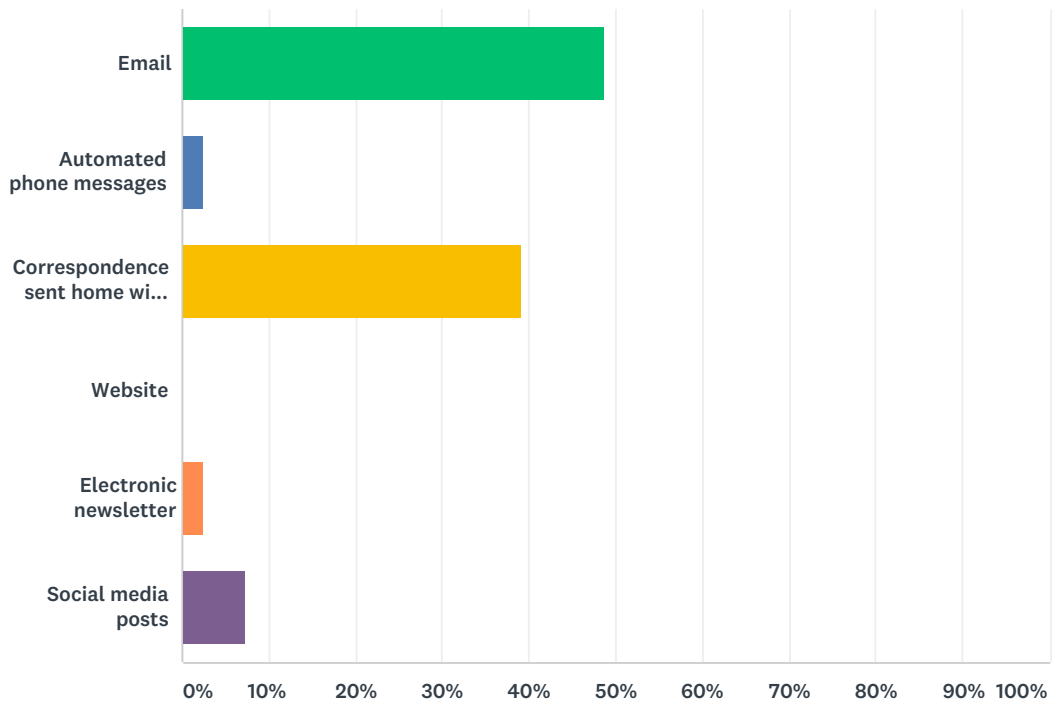
Answered: 41 Skipped: 4



ANSWER CHOICES	RESPONSES	
Email from school	56.10%	23
Email from teachers	51.22%	21
School council meetings	26.83%	11
School website	43.90%	18
School social media channels	24.39%	10
School newsletter	85.37%	35
Phone conversations with school and/or teachers	29.27%	12
Correspondence sent home with your child	85.37%	35
Total Respondents: 41		

Q25 What is your most preferred method of communication from the school and Division?

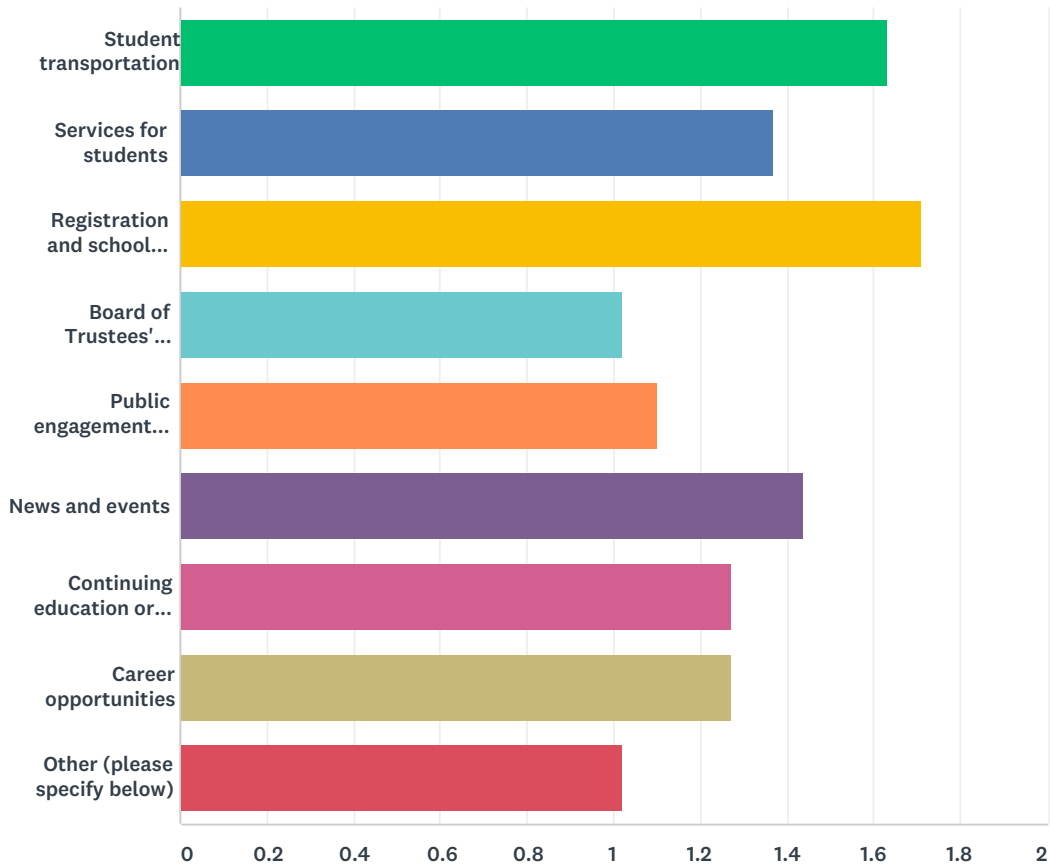
Answered: 41 Skipped: 4



ANSWER CHOICES	RESPONSES	
Email	48.78%	20
Automated phone messages	2.44%	1
Correspondence sent home with your child	39.02%	16
Website	0.00%	0
Electronic newsletter	2.44%	1
Social media posts	7.32%	3
TOTAL		41

Q26 Do you visit the Division website (www.eips.ca) for information on:

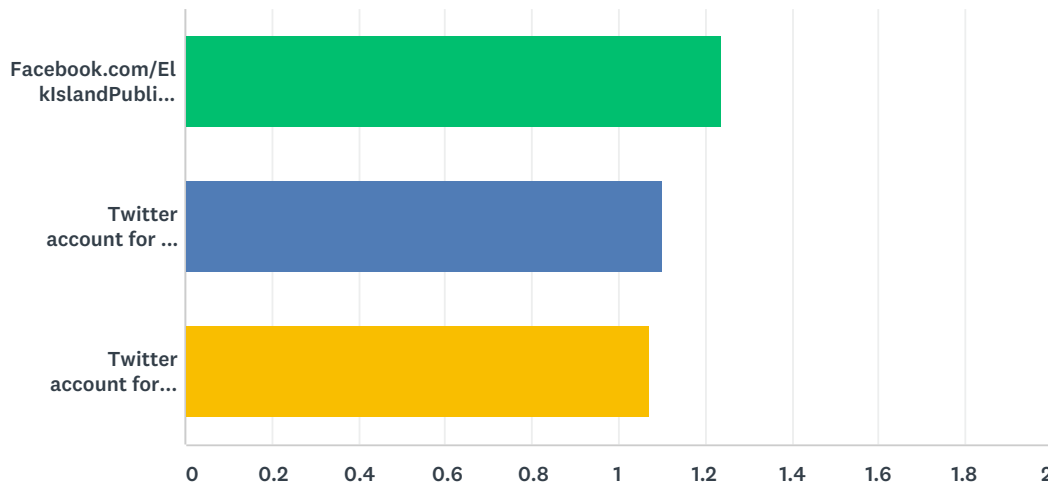
Answered: 41 Skipped: 4



	YES	NO	TOTAL	WEIGHTED AVERAGE
Student transportation	63.41% 26	36.59% 15	41	1.63
Services for students	36.59% 15	63.41% 26	41	1.37
Registration and school boundaries	70.73% 29	29.27% 12	41	1.71
Board of Trustees' meetings	2.44% 1	97.56% 40	41	1.02
Public engagement initiatives	9.76% 4	90.24% 37	41	1.10
News and events	43.90% 18	56.10% 23	41	1.44
Continuing education or summer courses	26.83% 11	73.17% 30	41	1.27
Career opportunities	26.83% 11	73.17% 30	41	1.27
Other (please specify below)	2.44% 1	97.56% 40	41	1.02

Q27 Elk Island Public Schools shares news and information on its social media channels. Do you follow:

Answered: 41 Skipped: 4



	YES	NO	TOTAL	WEIGHTED AVERAGE
Facebook.com/ElkIslandPublicSchools	24.39% 10	75.61% 31	41	1.24
Twitter account for the Division (@eips)	9.76% 4	90.24% 37	41	1.10
Twitter account for EIPS Student Transportation (@eipsST)	7.32% 3	92.68% 38	41	1.07